

Understanding the World

Knowledge Organiser, Coleman Primary School, Nursery, Spring 2























Theme – How does it work?

Area of Learning – Understanding the World
(Science, History, Geography and RE)

In Nursery your child will learn the skills to:

1. Identify and compare features in different types of homes in their immediate environment.
2. Identify the outside features of a house, such as wall, window, door, roof, chimney.
3. Explore and explain how the different materials that can be used to build a house, e.g. brick, stone, wood, metal, cement.
4. Explore, identify and explain how some tools, machines and objects work.
5. Identify customs and traditions of different beliefs. (Ramadan, Easter, Mother's day)

 house	 flat	 materials	 build
 door	 roof	 saw	 hammer
 window	 wall	 screwdriver	 drill
 digger	 spring	 pulley	 dumper truck
 drain pipe	 Mother's day	 Ramadan	 Easter

In Nursery your child will learn:

1. That there are different types of houses in their close environment.
2. The outside features of a house, such as wall, window, door, roof, chimney.
3. The different materials can be used to build homes and what makes them strong e.g. how bricks are laid.
4. How different objects, tools and machines work e.g. a jack in the box, how to get water from the well.
5. To talk about customs and traditions of different beliefs. (Ramadan, Easter, Mother's Day)