

Expressive Arts and Design













Coleman Primary School, Reception, Autumn 1



Theme – How many Superheroes do I know?
(e.g. themselves, family members, school staff, friends)

Area of Learning - Expressive Arts and Design
(Art, Design Technology, Music)

1. I can keep a steady pulse by clapping, marching and tapping.
2. I can make a soup by cooking and blending vegetables.
3. I can talk about how the music makes me feel and want to move
4. I can combine paper, card or tissue paper to make my Ladybird/Caterpillar.

 tempo	 move	 emotions
 cook	 blend	 soup
 imagine	 idea	 paper
 fold	 crayon pencil	 glue tape

In Reception your child will learn:

1. That they can use different materials to create our idea.
2. It is possible to use different building blocks to create representations of "small worlds", e.g. school, palace.
3. Different songs and music make us feel different emotions. Different music and songs make us move in different ways.
4. That soup can be made from cooked vegetables blended together.
5. Pulse is the 'heartbeat' of the music.