





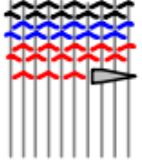







# Expressive Arts and Design

Coleman Primary School, Reception, Summer 1



**Theme** – How can I be healthy and strong?  
**Area of Learning** - Expressive Arts and Design  
(Art, Design Technology, Music)

1. Act out familiar stories or events from their own experiences and from books.
2. Record sounds using technology.
3. Change the pitch and tempo of the sounds using technology.
4. Use the sounds in songs.
5. Use graphic symbols to record the song
6. Threading ribbons and wool through different frames.
7. Weave strips of paper through a weaving frame.
8. To use a plastic needle to thread wool through small holed frame.
9. To show a simple pattern on a piece of material to make a bookmark
10. To design simple pattern to make a bookmark

 technology	 microphone	 tempo
 pitch	 weaving	 sewing
 needle	 design	 thread wool
 imagine	 pets	 dog bowl bed  dog lead

I can look after the class pets.

I can record my voice on a sound box.

I can use technology to change the sound.

I can use a needle to sew along a simple line.