

Expressive Arts and Design

Coleman Primary School, Reception, Autumn 2















Theme – What happens at night?

Area of Learning - Expressive Arts and Design
(Art, Design Technology, Music)

Knowledge:

1. To know crayons, chucks and felt-tips make different marks
2. To know how to create a simple observational drawing of an object and their face
3. To know how to use lines and shapes to draw an object or face.
4. To know how to follow the melody of a song.
5. To know how to change their voice to match the pitch of a song.
6. To know how actions can accompany a song.
7. To know that people use music and songs to celebrate festivals.

 crayons	 chalk	 felt-tip
 draw	 face	 lines
 mirror	 pitch	 sing
 melody	 move	 dance

1. I can use crayons, chucks and felt-tips in different ways to change the marks I make.
2. I can use lines and shapes to draw my face.
3. I can sing different notes to follow the melody of a song
4. I can make my voice go up and down to follow the pitch of a song.
5. I can remember the actions to go with a song.