







Understanding Music	Improvise Together	Listen and Respond
Let's find and keep a steady beat.	Keep a steady beat when improvising.	Listen carefully and copy back the actions.
Play or clap simple rhythmic patterns using long and short sounds.	Clap four-beat rhythms, creating long and short sounds.	Respond to the questions, thinking about the music.
Respond to different high and low pitches. 	Improve using one, two or three notes, using C, D and E.  <p>C D E</p> How many notes did you improvise with?	Enjoy some 'Did You Know?' facts about the song. 

Key Vocabulary	
Pulse	A steady beat
Rhythm	Long or short sound patterns that happen over the pulse
Improvise	To make something up
Notes	The tones in a melody (musical instruments or songs sung)
Glockenspiel	

In EYFS you sung, performed and moved to a range of well known nursery rhymes and songs.

In year 1 you will make different types of music with your voice and tuned musical instrument.

Did you know?
A glockenspiel is a percussion instrument.

