






My Musical Heartbeat: In this unit children will learn how to move in time with a steady beat/pulse. They will also demonstrate the difference between pulse, rhythm and pitch.

Understanding Music	Improvise Together	Listen and Respond
Let's find and keep a steady beat.	Keep a steady beat when improvising.	Listen carefully and copy back the actions.
Play or clap simple rhythmic patterns using long and short sounds.	Clap four-beat rhythms, creating long and short sounds.	Respond to the questions, thinking about the music.
Respond to different high and low pitches. 	Improvise using one, two or three notes, using C, D and E.  C D E How many notes did you improvise with?	Enjoy some 'Did You Know?' facts about the song. 

Key Vocabulary

Beat	The steady pulse that you feel in the tune, like a clock's tick.
Pulse	The heartbeat of the music.
Rhythm	long and short sounds or patterns that happen over the pulse.
Singing	Sounds created by the voice.
Heartbeat	In music this is the steady beat (pulse)
Sound	What you can hear; vibrations into our ears (eardrum)
Pitch	high and low sounds.
Perform	Singing and playing instruments for others to hear.
Improvisation	Making or doing something not planned beforehand, using whatever can be found.

Music Skills learnt prior to this unit (EYFS):

- Sing a range of well – known nursery rhymes and songs
- Perform songs, rhymes, poems and stories with others, and – when appropriate – try to move in time with music.

Music Skills learnt in this unit (Y1):

- Listening
- Finding a steady beat
- Copying back
- Singing
- Improvisation