



Vehicles - DT Knowledge Organiser – Knowledge Organiser (Year 2 Spring 1)

In Year One you were...:

- Begin to design purposeful, functional appealing products for themselves and other users based in design criteria.
- Begin to select from and use a range of tools and equipment to perform practical tasks.
- Begin to evaluate their ideas and products against design criteria.

You will learn:

- To know about different types of vehicles and their uses
- To know how to make an axle with wheels that move
- To know how to design a vehicle
- To know how to make a vehicle
- To know which tools and equipment to use to perform practical tasks
- To know how to evaluate a vehicle

Vocabulary

Vehicle	A thing used for transporting people or objects from one place to another
Wheel	A circle shaped object that revolves around an axle to help it move
Axle	A rod that passes through the middle of a wheel
Chassis	The base frame of a car or vehicle
Body	The physical structure of the vehicle

Different Types of Vehicles

Designing and Making

What vehicle will you design?

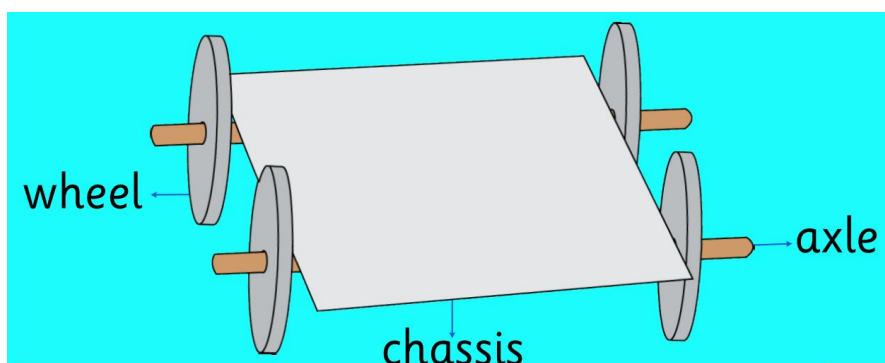
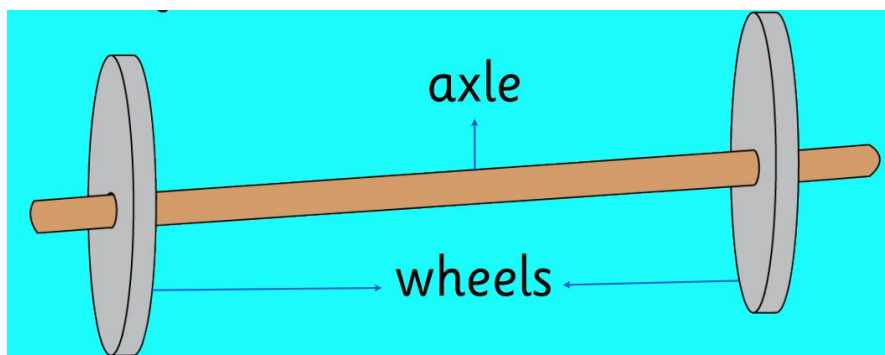
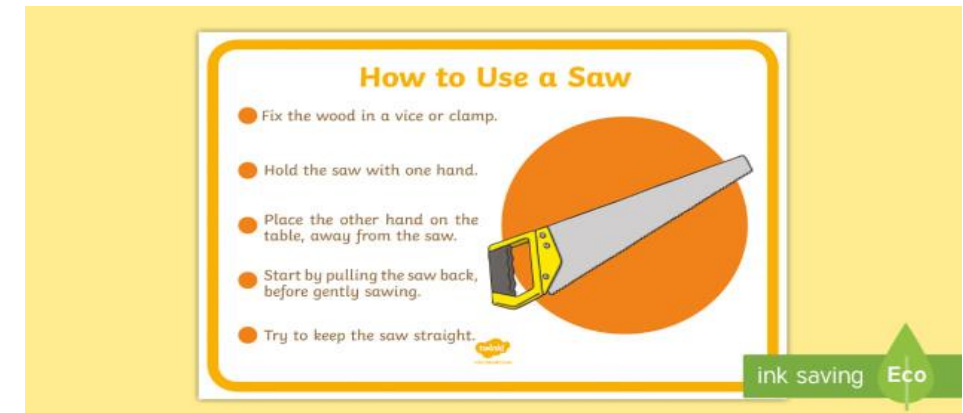
What materials will you use?

The materials you use and the design of your vehicle will depend on what the vehicle needs to do and where it will be travelling.

Will it be transporting people or something else?

Will it need to travel at high speeds?

What kind of ground will it travel on?



In Year Two you will

- Continue to design purposeful, functional, appealing products for themselves and other users based in design criteria.
- Continue to select from a range of tools and equipment to perform practical tasks.
- Begin to evaluate their ideas and products against design criteria.